



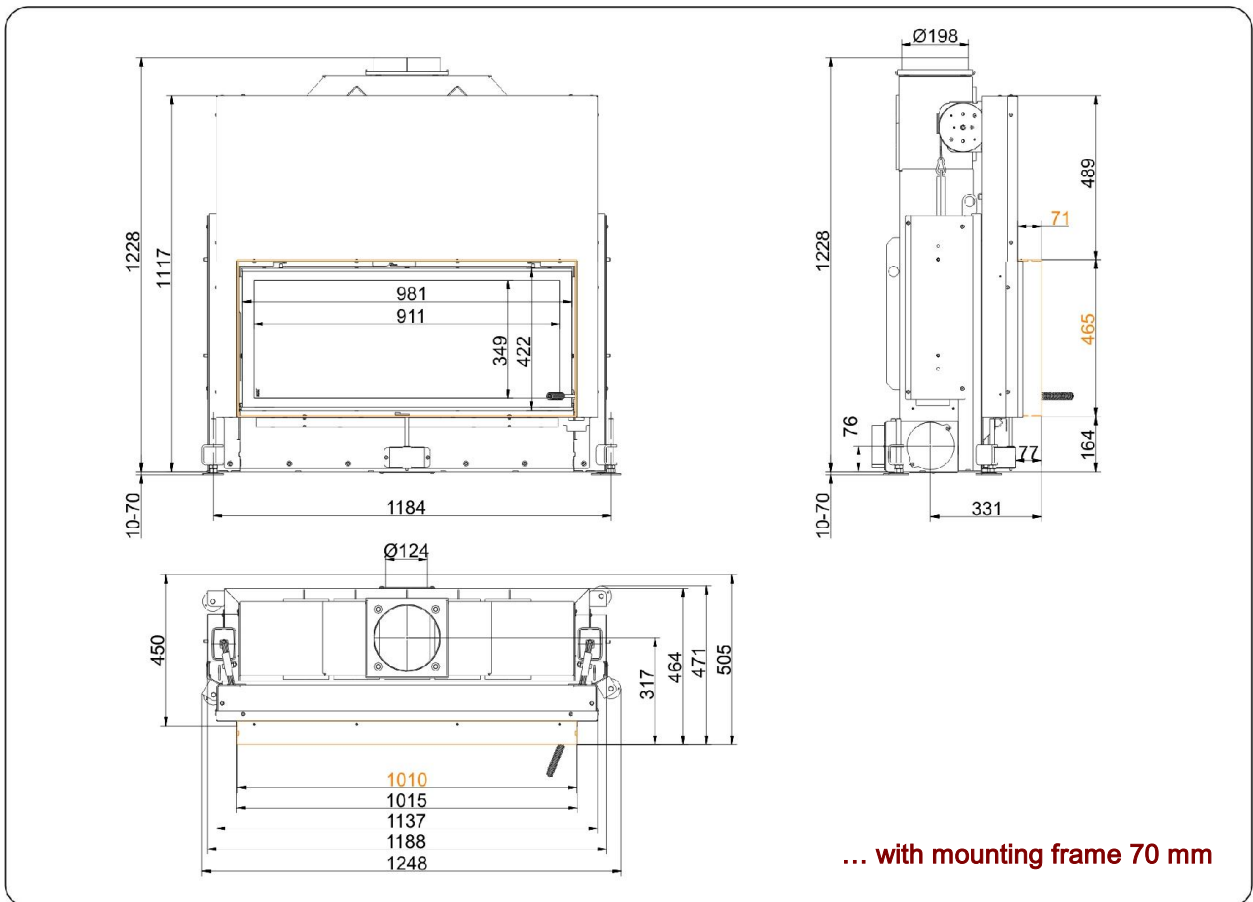
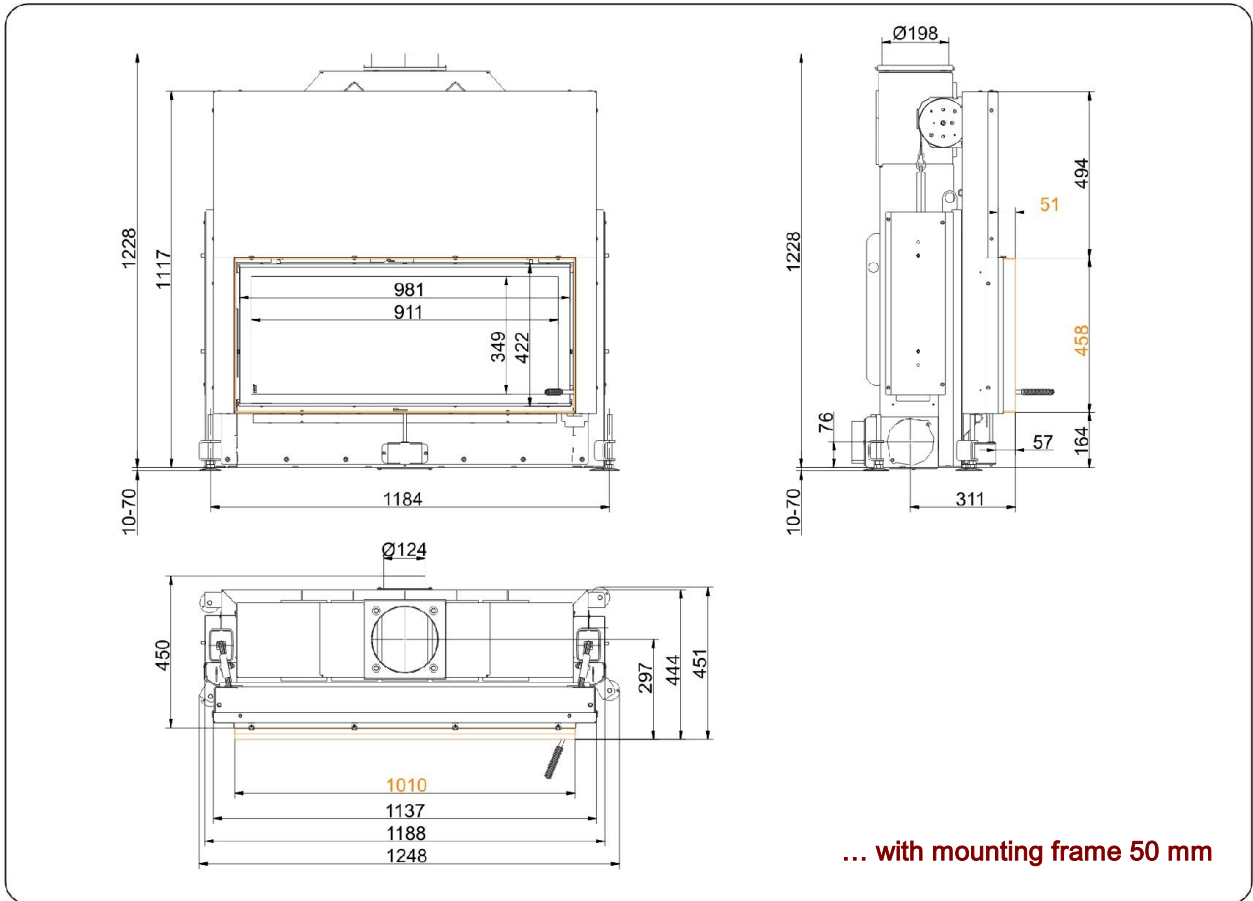
## Architektur 45/101 k lifting doors (easy-lift)

State: 21.04.2015



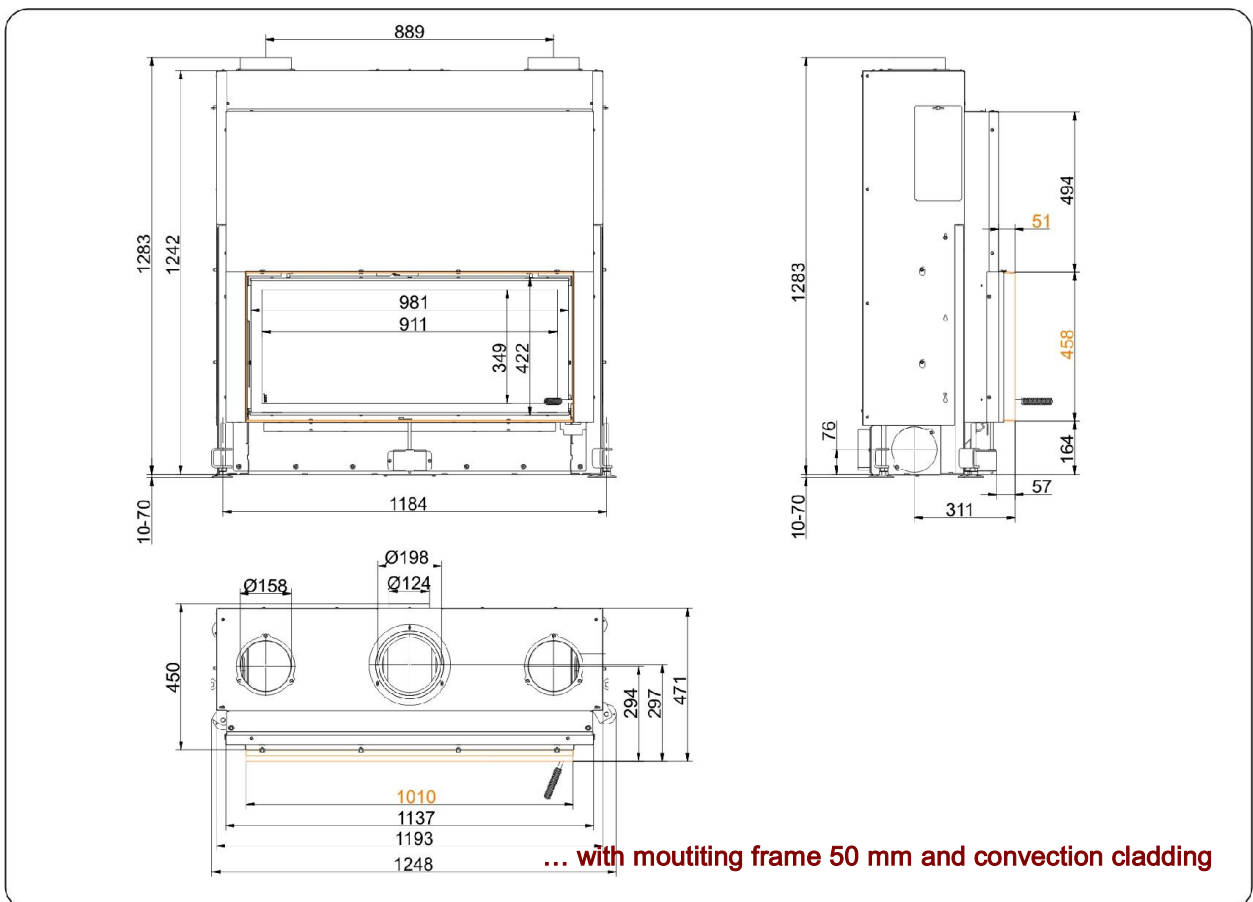
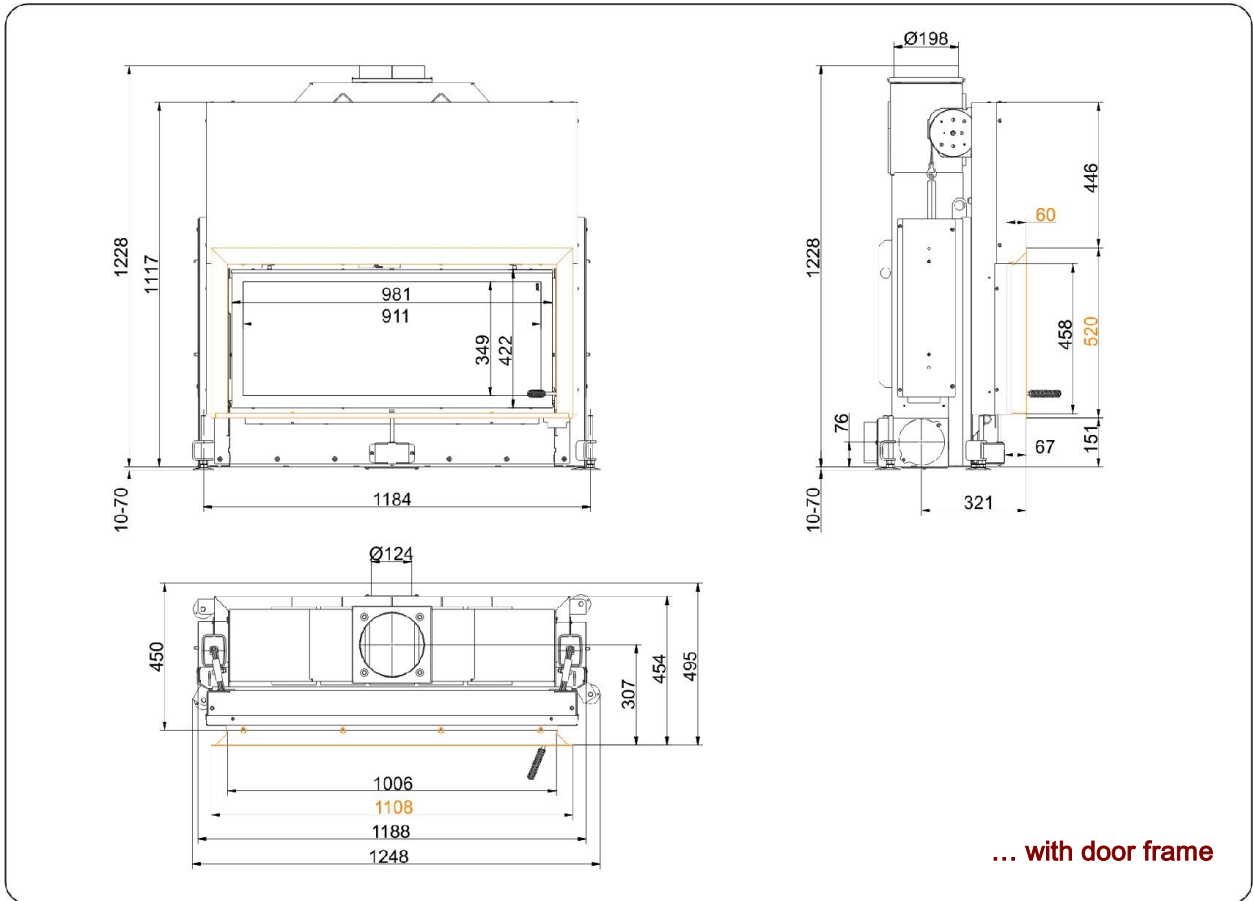
**BRUNNER**<sup>®</sup>  
*made in germany*

Dimension sheet | **Architektur 45/101 k lifting doors (easy-lift)**



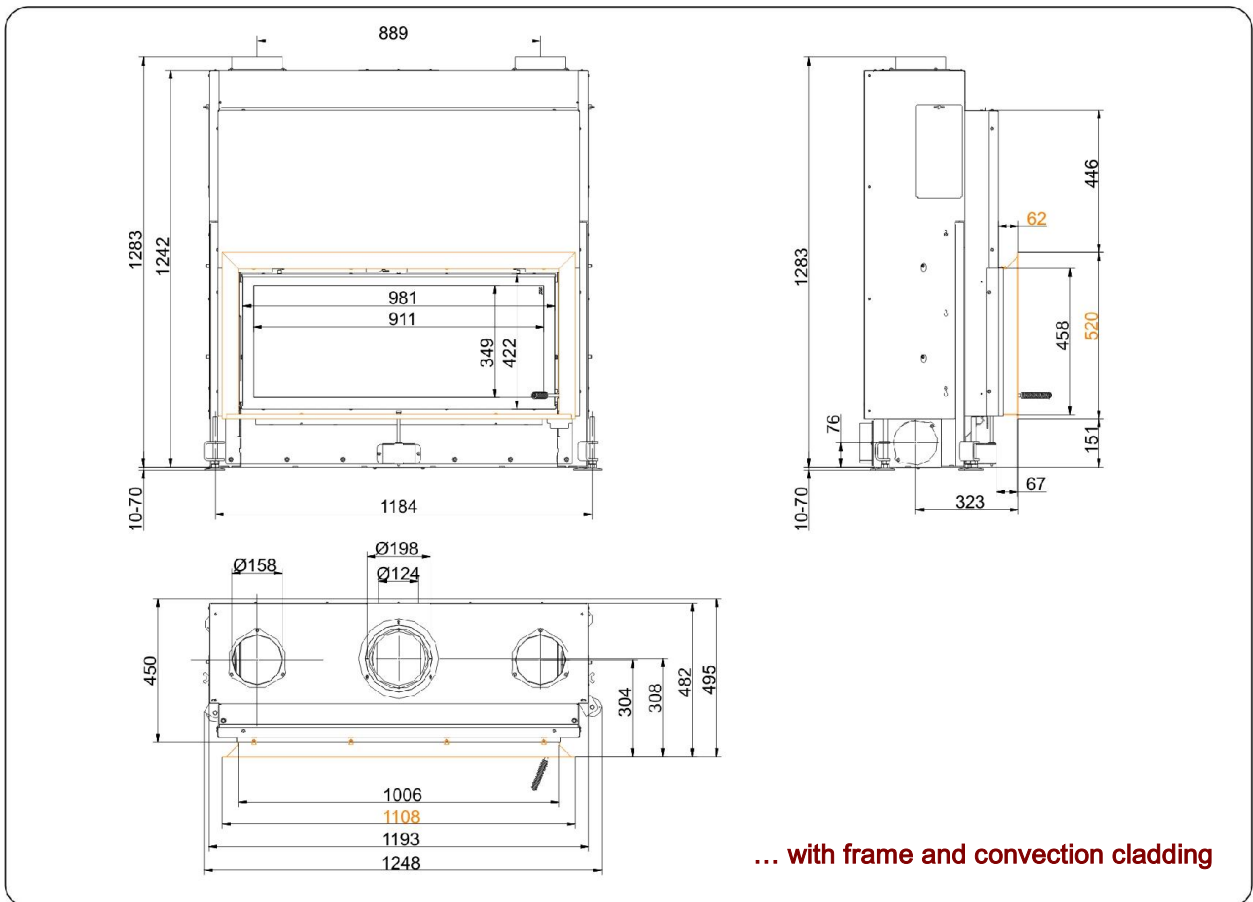
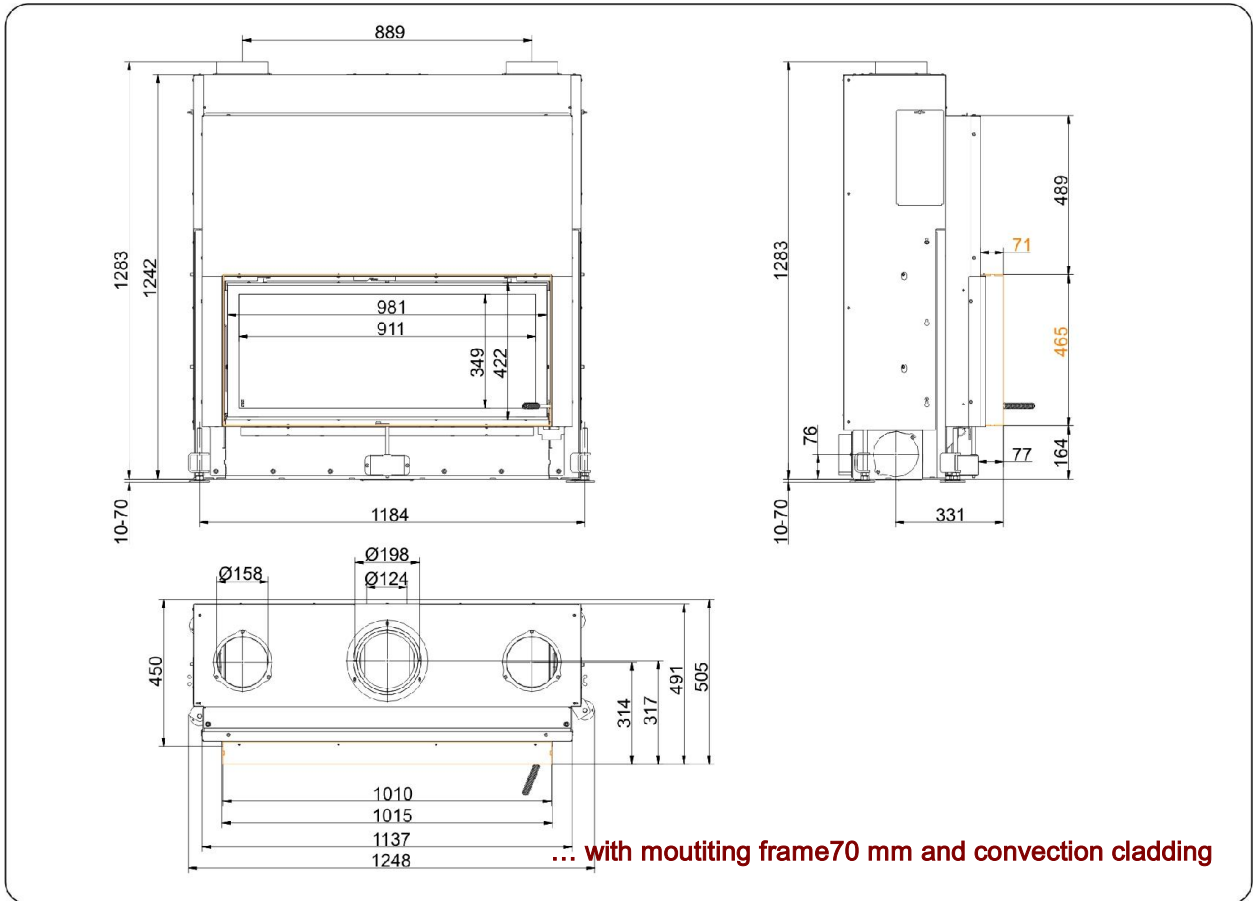
We suggest for CAD planing Palette CAD. Permanent updated drawings: [www.brunner.de](http://www.brunner.de)  
 Frames / front versions are marked colored.

Dimension sheet | **Architektur 45/101 k lifting doors (easy-lift)**



We suggest for CAD planing Palette CAD. Permanent updated drawings: [www.brunner.de](http://www.brunner.de)  
 Frames / front versions are marked colored.

Dimension sheet | **Architektur 45/101 k lifting doors (easy-lift)**



We suggest for CAD planing Palette CAD. Permanent updated drawings: [www.brunner.de](http://www.brunner.de)  
 Frames / front versions are marked colored.

# Planning and installation

## Architektur 45/101 k

Tested according to	EN 13229 W	EN 13229 W
Values measured at	Nominal load	open door
Suitable for all construction types according to rules	OK	OK

### Data for functional demonstration

Rated heat power	kW	9	-
Firewood consumption	kg/h	2,9	2,9
Combustion performance	kW	11	11
Flue gas mass flow	g/s	10	70
Outlet temperature (before heating surface)	°C	-	-
Flue gas temperature after			
attached steel smoke hood	°C	220	130
adjoining cast iron radiator (GNF10)	°C	-	-
accumulation rings (MAS) <sup>1)</sup>	°C	-	-
adjoining ceramic accumulator <sup>2)</sup>	°C	-	-
accumulation stones (MSS) <sup>2)</sup>	°C	-	-
water boiler	°C	-	-
Necessary supply pressure	Pa	12	6
Combustion air consumption	m <sup>3</sup> /h	30	210
Combustion air connection Ø	mm	125	-

### Heat distribution

Insert / heating surface	%	60 / -	- / -
Glass (single / double)	%	40 / -	- / -
Boiler	%	-	-

### Cross-section of gratings

Supply air	cm <sup>2</sup>	900 / 100 / 0	-
Warm air	cm <sup>2</sup>	900 / 100 / 0	-

### Minimal oven surface for closed construction type

Surface giving off heat	m <sup>2</sup>	7,2	-
-------------------------	----------------	-----	---

### Min. distances of fireplace without / with cladding

to insulation layer	cm	8 / 3	8 / 3
to floor	cm	-	-

### Thermal insulation without / with <sup>3)</sup> air gratings

Adjacent wall	cm	18 / 14	18 / 14
Adjacent wall; fireplace with cladding <sup>4)</sup>	cm	6+3 / 3+3	6+3 / 3+3
Floor	cm	4 / 2	4 / 2
Ceiling	cm	25 / 18	25 / 18
Insulation of additional fire door DHT	cm	-	-
Brick lining of protected walls	cm	10	10

### Weight

Fireplace + burning chamber	kg	198 + 74
-----------------------------	----	----------

### meets requirement limit values for

Germany / Austria / Switzerland / Norway	1.BImSchV (Stufe 2) / 15a BVG (2015) / LRV / NS 3059
--	--

- 1) Throttle flap recommended
- 2) Approximate value, must be calculated eventually
- 3) Values with air gratings, stove casing is heat conducting
- 4) Execution thermal insulation according to installation manual
- 5) for firebox / flue gas pipe / metallic reheating surface

Ulrich Brunner GmbH  
Zellhuber Ring 17 -18  
D-84307 Eggenfelden  
Telefon: +49 / (0)87 21 / 7 71-0  
Telefax: +49 / (0)87 21 / 7 71-100  
info@brunner.de | www.brunner.eu

**BRUNNER**<sup>®</sup>